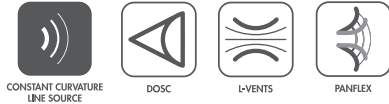


A10i MEDIUM THROW LINE SOURCE FOR INSTALL



- 2 enclosures (Wide 30° and Focus 10°)
- 2 deployments (vertical and horizontal)
- 4 directivities with Panflex (70° / 90° L-R / 110°)
- Sleek and versatile design
- High output (137 / 140 dB SPL max)
- Optimized bandwidth (67 Hz / 66 Hz)
- Compact and lightweight (20 / 22 kg)
- Install-specific rigging and accessories



ELECTRO-ACOUSTICS



Part of the A Series, A10i is a medium throw product line designed for installation applications up to 35 m. The highly multifunctional family includes A10i Focus and A10i Wide, passive 10" systems with distinct coverage patterns. A10i products can be flown or stacked in combinations to form vertical or horizontal line sources or used individually as configurable directivity point sources.

A10i can adapt to virtually any audience geometry with two enclosure coverage options (10° or 30°), Panflex for user adjustable waveguide directivity (70°, 110° or 90° asymmetrical) and a range of accessories for vertical or horizontal deployment.

A10i deployment requires a single preset that is optimized to provide amazing plug-and-play performance for both A10i models regardless of Panflex configuration. Performance can be further enhanced L-Acoustics software optimization tools.

On its own A10i provides ideal bandwidth for vocal reinforcement or music with light LF requirements and produces an exceptional SPL-to-size ratio to complement a larger system as fills. The acoustically compatible subwoofer KS21i can be associated with A10i to extend the frequency bandwidth and reinforce the low-frequency contour.


The compact and lightweight A10i is an ideal solution as mains or fill systems for integration applications that require intelligibility and aesthetics.

PHYSICAL

The A10i Focus and Wide enclosures are constructed of premium grade Baltic beech and birch plywood to ensure maximum acoustical and mechanical integrity. Bent wood technology combined with a thickness optimization process greatly reduces weight and ensures a sturdy and acoustically optimized cabinetry.

A10i enclosures design have been refined for a more discreet integration. Products are connected using rigging plates and numerous accessories allow array deployment in any composition. For improved aesthetics or video projection mapping, an acoustically-transparent screen is available for A10i enclosures.


Each element features terminal connectors behind a connector sealing plate with gland nuts. The A10i elements have been weatherized to achieve an IP55 rating for outdoor operations and can be custom-colored using RAL references to melt into the venue decor.



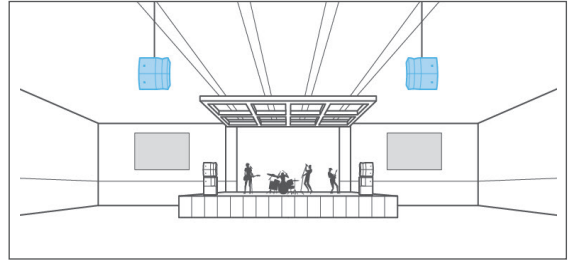
Discrete design with connecting plates and terminal connectors

APPLICATIONS

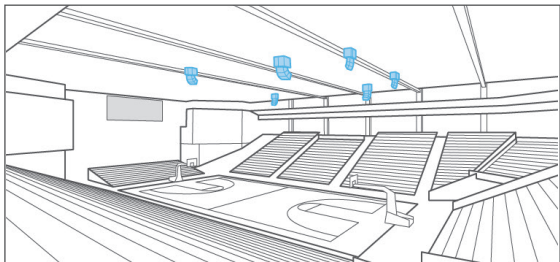
A10i is a multifunctional solution that can be deployed in a wide variety of ways to address installation applications. A10i can stand on its own for small to medium sized events or complement a long throw system on larger applications.



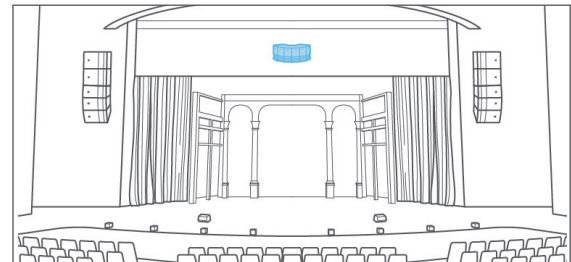
Education auditorium main system A10i-KS21i



Live club delay system A10i



Sports arena main distributed system A10i with optional KS21i



House of Worship vocal reinforcement system (center cluster) A10i




RIGGING

The A10i products can be flown or stacked on their own or in combinations with KS21i. Dedicated rigging elements allow for vertical or horizontal line source deployment in large or small numbers - from the ceiling or off the wall. The A10i products can also be flown or stacked individually as a configurable directivity point source.

 <p>A10i-BUMP Flying frame for A10i</p>	 <p>A10i-LIFT Rigging element for horizontal deployment</p>	 <p>A10i-TILT Rigging element for A10i above or under KS21i</p>	 <p>A-U10i U-bracket for A10i</p>
			
 <p>A10i-TILTBRACKET Fastening bracket with angles for A10i</p>	 <p>A10i-RIGBAR Rigging bar and pullback for A10i</p>	 <p>A10i-SCREEN Acoustically transparent screen for A10i</p>	
			

AMPLIFIED CONTROLLERS

LA2Xi and LA4X are the recommended amplified controllers with one A10i per output channel for optimal use of the Autosolver tools. LA12X can be used to power and control up to three A10i per output channel. This configuration simplifies deployment and cable management but reduces optimization capabilities.

Amplified controllers	LA2Xi	LA4X	LA12X
Front and back panel			
Install / Touring	Install	Install / Touring	Install / Touring
In x Out	4 x 4 / 4 x 3 / 4 x 2 / 4 x 1	4 x 4	4 x 4
Output power (W RMS) @ 16 ohms @ 8 ohms @ 4 ohms @ 2.7 ohms	4 x 200 W 4 x 360 W 4 x 640 W	4 x 1000 W 4 x 1000 W	4 x 1400 W 4 x 2600 W 4 x 3300 W
Height	1U	2U	2U
Weight	4.40 kg / 9.70 lbs	11.3 kg / 24.9 lbs	14.5 kg / 32 lbs
Drive capability A10i			
Max. number of enclosures per channel	2	2	3
Max. number of enclosures per amplifier	8	8	12
Max SPL (Wide / Focus)	133 dB / 136 dB	137 dB / 140 dB	137 dB / 140 dB

SUBWOOFERS

KS21i: install-specific 21" subwoofer (1 x 21")

A10i + KS21i bandwidth: 31 Hz – 20 kHz
Ratio 1 KS21 to 2 A10i: reinforced contour
Ratio 1KS21 to 1 A10i: reinforced contour + 2dB



SOFTWARE

SOUNDVISION: simulation software



3D electro-acoustic & mechanical simulation software

LA Network Manager: control & monitoring software



Real-time control and monitoring up to 253 units
Multiple network topologies

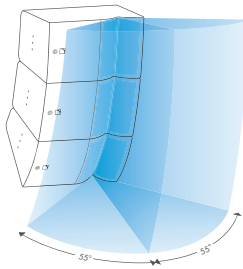
A Series install: Flexibility for medium throw installation applications



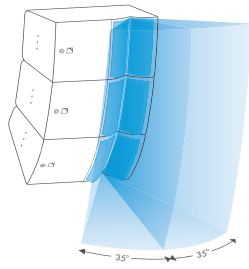
The multifunctional A series install comprises four medium throw loudspeakers and a dedicated subwoofer with flexible coverage options, adaptable directivity and up to 45 meters of throw. The A series install delivers the performance of a large concert system in a compact and discrete solution that is simpler to design and offer a multitude of deployment options. Scaling to a variety of applications, A series enclosures can be used individually as a point source or combined to form vertical or horizontal line sources.

COVERAGE

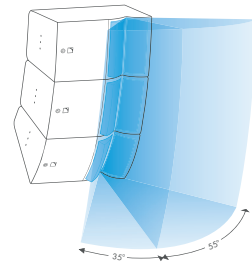
Panflex at 110°



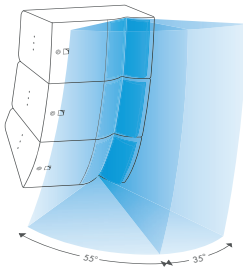
Panflex at 70°



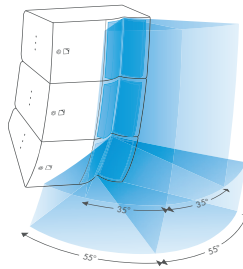
Panflex at 90° HF side



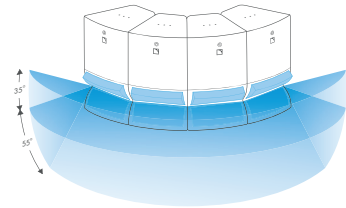
Panflex at 90° LF side



Mixed Panflex at 70°/110°

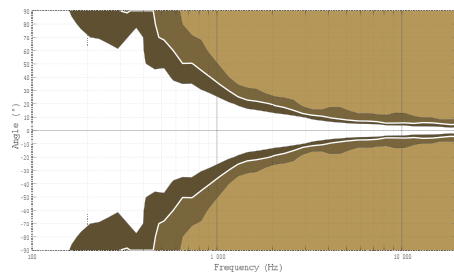


Panflex at 90° down

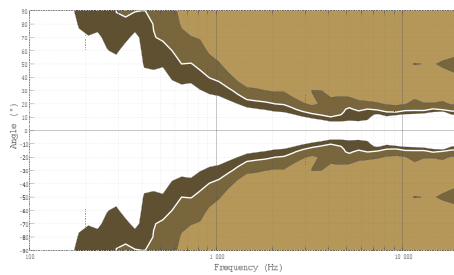


BEAMWIDTH

A10i Focus

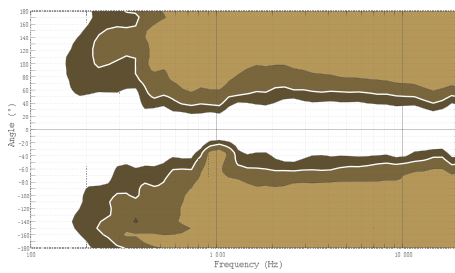


A10i Wide

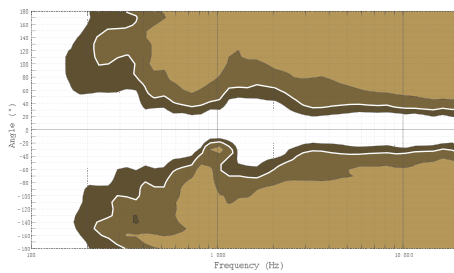


► Dispersion angle diagram of a single A10i Focus (left) and A10i Wide (right) in the vertical plane using lines of equal sound pressure at -3 dB, -6 dB, -12 dB.

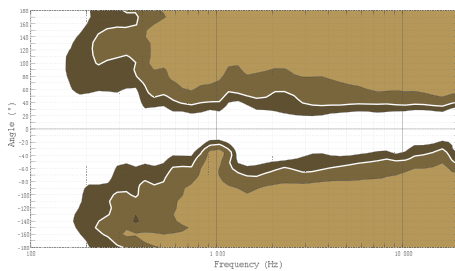
A10i Focus/Wide with Panflex at 110°




A10i Focus/Wide with Panflex at 70°



A10i Focus/Wide with Panflex at 90° LF side



A10i Focus/Wide with Panflex at 90° HF side



► Dispersion angle diagrams of a single A10i in the horizontal plane for all Panflex settings using lines of equal sound pressure at -3 dB, -6 dB, -12 dB.

A10i FOCUS MEDIUM THROW LINE SOURCE



CONSTANT CURVATURE
LINE SOURCE



DO SC



L-VENTS



PANFLEX

A10i Focus is the installation version of the A10 Focus, designed for medium throw installation applications. A10i Focus shares identical sonic performance with its touring counterpart but features a sleeker design and streamlined mounting hardware for greater integration.

With a tightly-controlled 10° enclosure coverage, the passive A10i Focus boasts an impressive output of 140 dB and ensures projection up to 35 m. Panflex allows users to adapt directivity to the audience geometry and ensures exceptional frequency response stability.

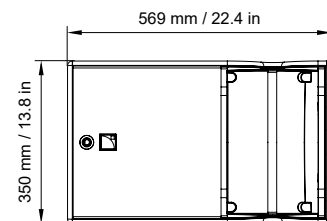
Combinations of A10i Focus and A10i Wide can be flown or stacked to form a vertical line source. A10i Focus can also be used individually as a configurable directivity point source for front fill or delay applications where narrow coverage is required.

On its own, A10i Focus line source provides exceptional performance in the vocal range. The companion subwoofer KS21i further reinforces the contour and extends bandwidth to 31 Hz for demanding applications.

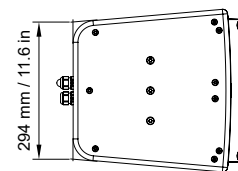
A10i Focus is a discreet, compact and versatile solution with a wide range of install-specific accessories to facilitate any integration scenario in theaters, houses of worship, clubs, educational facilities and sports venues.

SPECIFICATIONS

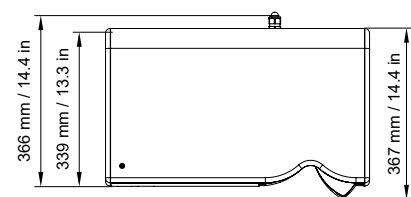
Description	2-way passive constant curvature WST 10°, amplified by LA2Xi ² / LA4X / LA8 / LA12X
Usable bandwidth (-10 dB)	66 Hz - 20 kHz ([A10i])
Maximum SPL^{1,2}	140 dB ([A10i])
Nominal directivity	Enclosure: 10° L-Fins: 70° / 110° symmetric or 90° asymmetric
Transducers	LF: 1 x 10" cone driver HF: 1 x 2.5" diaphragm neodymium compression driver
Acoustical load	LF: bass-reflex, L-Vents HF: DO SC waveguide, L-Fins
Nominal impedance	8 Ω
Connectors	4-point terminal block with push-in connection Connector sealing plate with cable gland
Rigging and handling	external rigging kits M6 inserts for rigging plates and accessories M8 inserts for A-U10i
Safety	1 DIN580-compatible M8 threaded insert
Weight (net)	19 kg / 42 lb
Cabinet	Premium grade Baltic beech and birch plywood
Front	Coated steel grill Acoustically neutral 3D fabric
Finish	Dark grey brown Pantone 426 C Pure white RAL 9010 Custom RAL code on special order
IP	IP55



Front



Side



Top

¹ Peak level at 1 m under free field conditions using pink noise with crest factor 4 (preset specified in brackets).

² For Max SPL values using LA2Xi, refer to LA2Xi system specification sheet.

A10i WIDE MEDIUM THROW LINE SOURCE



CONSTANT CURVATURE
LINE SOURCE



DO SC



L-VENTS



PANFLEX

A10i Wide is the installation version of the A10i Wide, designed for medium throw installation applications. A10i Wide shares identical sonic performance with its touring counterpart but features a sleeker design and streamlined mounting hardware for greater integration.

The 30° enclosure of A10i Wide enables a compact array to provide expansive coverage while preserving sightlines. Panflex allows users to adapt directivity to the audience geometry and ensures exceptional frequency response stability.

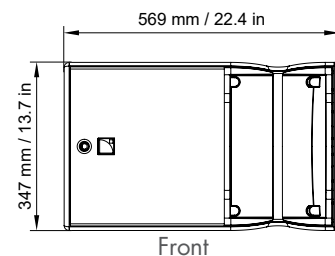
Combinations of A10i Wide and A10i Focus can be flown or stacked to form a vertical line source. A10i Wide can also be used individually as a configurable directivity point source for various applications from mains to fills and delays.

A10i Wide deploys radially to offer broad horizontal coverage, particularly suited as mains or center cluster. On its own, A10i provides exceptional performance in the vocal range. The companion subwoofer KS21i further reinforces the contour and extends bandwidth to 31 Hz for demanding applications.

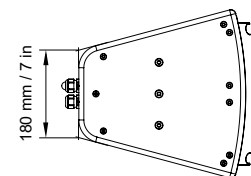
A10i Wide is a discreet, compact and versatile solution with a wide range of install-specific accessories to facilitate any integration scenario in theaters, houses of worship, clubs, educational facilities and sports venues.

SPECIFICATIONS

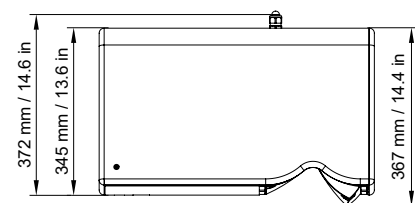
Description	2-way passive constant curvature WST 30°, amplified by LA2Xi ² / LA4X / LA8 / LA12X
Usable bandwidth (-10 dB)	67 Hz - 20 kHz ([A10i])
Maximum SPL^{1,2}	137 dB ([A10i])
Nominal directivity	Enclosure: 30° LFins: 70° / 110° symmetric or 90° asymmetric
Transducers	LF: 1 x 10" cone driver HF: 1 x 2.5" diaphragm neodymium compression driver
Acoustical load	LF: bass-reflex, L-Vents HF: DO SC waveguide, L-Fins
Nominal impedance	8 Ω
Connectors	4-point terminal block with push-in connection Connector sealing plate with cable gland
Rigging and handling	external rigging kits M6 inserts for rigging plates and accessories M8 inserts for A-U10i
Safety	1 DIN580-compatible M8 threaded insert
Weight (net)	18 kg / 40 lb
Cabinet	Premium grade Baltic beech and birch plywood
Front	Coated steel grill Acoustically neutral 3D fabric
Finish	Dark grey brown Pantone 426 C Pure white RAL 9010 Custom RAL code on special order
IP	IP55



Front



Side



Top

¹ Peak level at 1 m under free field conditions using pink noise with crest factor 4 (preset specified in brackets).

² For Max SPL values using LA2Xi, refer to LA2Xi system specification sheet.

KS21i SUBWOOFER

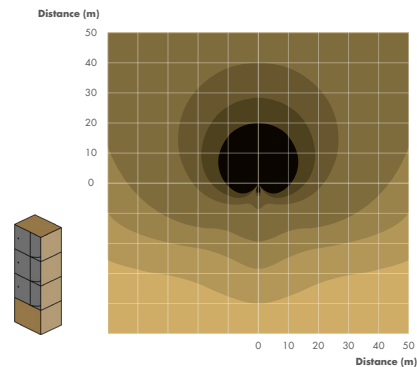
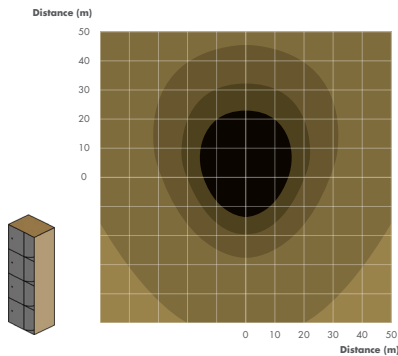


Description	High power compact subwoofer: 1 × 21" amplified by LA2Xi ² / LA4X / LA8 / LA12X
Usable bandwidth (-10 dB)	31 Hz - 100 Hz ([KS21_100])
Maximum SPL^{1,2}	138 dB ([KS21_100])
Nominal directivity	Standard or cardioid configurations
Transducers	1 × 21" neodymium cone driver
Acoustical load	Bass-reflex, L-Vents
Nominal impedance	8 Ω
Connectors	4-point terminal block with push-in connection Connector sealing plate with cable gland
Rigging and handling	external rigging kits M6 inserts for rigging plates and accessories M8 inserts for A-U15i
Safety	1 DIN580-compatible M8 threaded insert
Weight (net)	49 kg / 108 lb
Cabinet	Premium grade Baltic beech and birch plywood
Front	Coated steel grill Acoustically neutral 3D fabric
Rigging components	High grade steel with anti-corrosion coating
Finish	Dark grey brown Pantone 426 C Pure white RAL 9010 Custom RAL code on special order

¹ Peak level at 1 m under half space conditions using pink noise with crest factor 4 (preset specified in brackets).

² For Max SPL values using LA2Xi, refer to LA2Xi system specification sheet.

ISOCONTOUR



► SPL mapping of a block of four KS21i in standard (left) and cardioid (right) arrangements, using surfaces of equal sound pressure with three dB step colored scale.

DIMENSIONS

